



WALL MOUNT LIGHTS DL-22-CWM SERIES



TYPE

SPECIFICATIONS

CONSTRUCTION: Copper wall mount bullet with brass 360° adjustable swivel; single and double bullet versions available

LENS: High impact clear tempered convex glass

LAMP SUPPLIED: 20w MR16 FL(BAB) 5000 hours average rating (35w max)

LAMP OPTIONS: We recommend 20 watt MR16 ULTRA10,000 hours average rating; 20w MR16 TITAN 18,000 hours average rating; 4w ARROW LED 50,000 average rating

SOCKET: High temperature ceramic GU5.3 bi-pin with 250°C silicone lead wires

WIRING: Black 5 foot 18/2 zip cord from base of fixture (12v only)

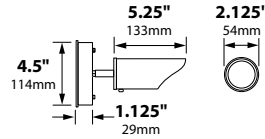
For 25 foot 16/2 fixture lead wire add -25F to catalog number.

CONNECTION: FA-05 Quick Connector (not supplied) from fixture to main cable (12/2, 10/2 or 8/2 only)

MOUNTING: FA-24-LGSPUN-COP canopy with hardware and screws supplied

FINISH: Unfinished copper. Optional finishes available

NOTE: 75 watt internal transformer (HW-12-75) available; see ordering information below

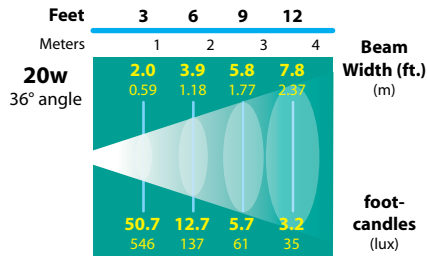


DL-22-CWM-COP

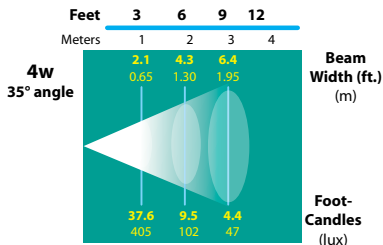
ORDERING INFORMATION

CATALOG NO.	DESCRIPTION	LAMP	SHIP WEIGHT
DL-22-CWM-COP	Copper Wall Mount Bullet	20w MR16 FL(BAB)	3.0 lbs.
DL-22-CWM2-COP	Double Copper Wall Mount Bullets	2x 20w MR16 FL(BAB)	5.0 lbs.
DL-22-CWMT-COP	Copper Wall Mount Bullet with 75w internal transformer	20w MR16 FL(BAB)	3.0 lbs.
DL-22-CWMT2-COP	Double Copper Wall Mount Bullets with 75w internal transformer	2x 20w MR16 FL(BAB)	5.0 lbs.

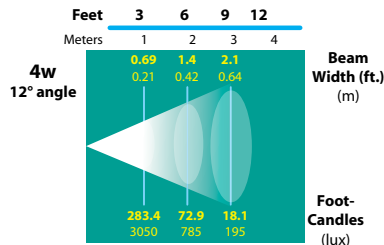
LIGHT DISTRIBUTIONS AND PHOTOMETRICS



FL-13-BAB-FG



FL-LED-MR16-BAB



FL-LED-MR16-ESX

BEAM/GLARE CONTROL ACCESSORIES

FA-08-21	Round 1/8" Hex Cell Louver
FA-11-BLUE	Blue Tempered Glass Lens
FA-11-GREEN	Green Tempered Glass Lens
FA-98	Linear Spread Tempered Glass Lens
FA-99	Clear Tempered Tempered Glass Lens
FA-104	Wide Spread Tempered Glass Lens Softener

Black Texture (Standard)	Antique Verde	Bronze Texture	Camel	White Texture	Hunter Texture	Rust	Weathered Iron	Weathered Brown	Stucco	Rubbed Verde	Chrome Powder	Terra Cotta	Acid Rust	Acid Verde	Black Acid Treatment
-BLT	-ATV	-BRT	-CAM	-WTX	-HTX	-RST	-WIR	-WBR	-STU	-RBV	-CPR	-TRC	-BAR/CAR	-BAV/CAV	-BAT

DL-22-CWM Cut Sheet 041411



JOB INFORMATION

Type: _____ Date: _____

Job Name: _____

Cat.No.: _____

Lamp(s): _____

Specifier: _____

Contractor: _____

Notes: _____

FOCUS INDUSTRIES INC. 25301 COMMERCENTRE DRIVE LAKE FOREST, CA 92630
 www.focusindustries.com sales@focusindustries.com (949) 830-1350 • FAX (949) 830-3390

BRASS & COPPER ONLY