



DIRECTIONAL LIGHTS DL-23 SERIES

TYPE

SPECIFICATIONS

CONSTRUCTION: Cast aluminum or cast brass Bullet; matching cast aluminum or brass adjustable swivel

LENS: High impact clear tempered convex glass

O-RING: High temperature red silicone

LAMP SUPPLIED: 20 watt MR8 (FL) 2000 hours average rating (20w max)

LAMP OPTIONS: 20 watt MR8 (SP) 2000 hours average rating

SOCKET: High temperature ceramic bi-pin GU5.3 with 250°C silicone lead wires

WIRING: Black 3 foot 18/2 zip cord from base of fixture (12v only)

For 25 foot 16/2 fixture lead wire add -25F to catalog number.

CONNECTION: FA-05 Quick Connector (not supplied) from fixture to main cable (12/2, 10/2 or 8/2 only)

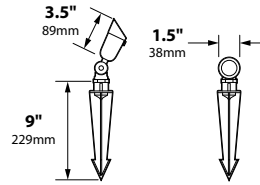
MOUNTING: FA-03 black 9" ABS stake threaded 1/2" NPS

-CSM models have 4.75" angle cut brass mount

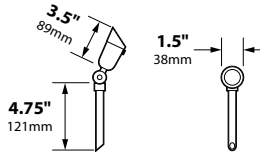
FINISH: Aluminum - Black texture polyester powder coat. Optional finishes available. Brass - Unfinished brass. Optional finishes available.

ORDERING INFORMATION

CATALOG NO.	DESCRIPTION	LAMP	EST. SHIP WEIGHT
DL-23-BLT	Cast aluminum Bullet	20w MR8 FL	1.0 lbs.
DL-23-BRS	Cast brass Bullet	20w MR8 FL	2.0 lbs.
DL-23-CSM-BLT	Cast aluminum Bullet with 4.75" Angle Cut Mount	20w MR8 FL	2.0 lbs.
DL-23-CSM-BRS	Cast brass Bullet with 4.75" Angle Cut Mount	20w MR8 FL	2.0 lbs.



DL-23



DL-23-CSM



DL-23-BRS
mounted on
FA-24-BRS



MOUNTING ACCESSORIES

FA-01/BRS, FA-03/BRS, FA-03-RX/-BRS, FA-03-LG, FA-05, FA-11-TREE (10"-41"), FA-111, FA-111-TREE (10"-41"), FA-22-TREE (10"-41"), FA-22-CST/-BRS, FA-22-CST-PC/-BRS, FA-24-LG-CST / -BRS, FA-24-LG-SPUN / -BRS, FA-24-LG-DH-SPUN/-BRS, FA-24-LG-DH-CST/-BRS, FA-24-MD-CST-POST/-BRS, FA-24-MD-CST-POST2/-BRS (telescopic), C/FA-25-/26/BRS, C/FA-26-75W/BRS, C/FA-26-GFIC/BRS, FA-24-MD-CST-TREE (10"-41"), FA-24-MD-CST/-BRS, FA-24/BRS, FA-24-TREE, FA-24-TREE (TOP VIEW), FA-30, FA-30-4, FA-30-8, FA-30-16, FA-30-21, FA-30-25, FA-30-31, FA-30-32, FA-30-33, FA-30-34 -BRS = Brass Models (Arrow: couplers), FA-YAD

BEAM/GLARE CONTROL ACCESSORIES

FA-08-23	Round 1/8" Hex Cell Louver
FA-10-23-BLUE	Blue Tempered Glass Lens
FA-10-23-GREEN	Green Tempered Glass Lens
FA-98-23	Linear Spread Tempered Glass Lens
FA-104-23	Wide Spread Tempered Glass Lens Softener

JOB INFORMATION

Type: _____ Date: _____

Job Name: _____

Cat. No.: _____

Lamp(s): _____

Specifier: _____

Contractor: _____

Notes: _____

FOCUS INDUSTRIES INC.
25301 COMMERCENTRE DRIVE
LAKE FOREST, CA 92630

www.focusindustries.com
sales@focusindustries.com
(949) 830-1350 • FAX (949) 830-3390

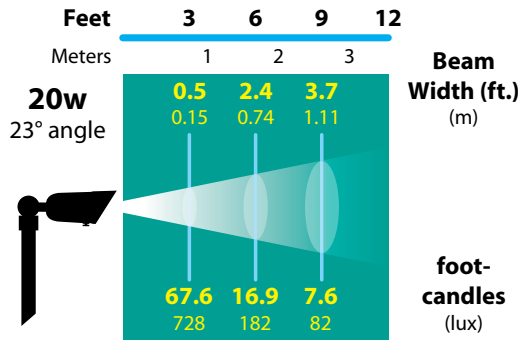
Black Texture (Standard)	Antique Verde	Bronze Texture	Camel	White Texture	Hunter Texture	Rust	Weathered Iron	Weathered Brown	Stucco	Rubbed Verde	Chrome Powder	Terra Cotta	Acid Rust	Acid Verde	Black Acid Treatment
-BLT	-ATV	-BRT	-CAM	-WTX	-HTX	-RST	-WIR	-WBR	-STU	-RBV	-CPR	-TRC	-BAR/CAR	-BAV/CAV	-BAT



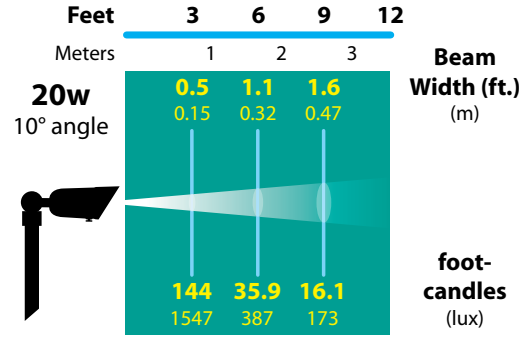
DIRECTIONAL LIGHTS DL-23 SERIES

TYPE

LIGHT DISTRIBUTIONS AND PHOTOMETRICS



MR8 FL



MR8 SP

Black Texture (Standard)	Antique Verde	Bronze Texture	Camel	White Texture	Hunter Texture	Rust	Weathered Iron	Weathered Brown	Stucco	Rubbed Verde	Chrome Powder	Terra Cotta	Acid Rust	Acid Verde	Black Acid Treatment
-BLT	-ATV	-BRT	-CAM	-WTX	-HTX	-RST	-WIR	-WBR	-STU	-RBV	-CPR	-TRC	-BAR/CAR	-BAV/CAV	-BAT

BRASS & COPPER ONLY