



WELL LIGHTS SL-03 SERIES



TYPE

SPECIFICATIONS

CONSTRUCTION:

SL-03: Black extruded ABS housing; cast aluminum or cast brass fixture; cast aluminum or cast brass lens holder & high impact clear tempered convex glass lens

SL-03-AC: Black extruded ABS housing, angle cut; cast aluminum or cast brass fixture

SL-01-ECAC: Black extruded ABS housing, angle cut; cast brass fixture with cast brass angle cap

FIXTURE LENS:

SL-03: High impact clear tempered flat glass

SL-03-AC & SL-03-ECAC: High impact clear tempered convex glass

LAMP SUPPLIED: 20 watt MR16 FL(BAB) 5000 hours average rating (35w max)

LAMP OPTIONS: We recommend 20 watt MR16 ULTRA 10,000 hours average rating; 20 watt MR16 TITAN 18,000 hours average rating; 4w ARROW LED 50,000 average rating

SOCKET: High temperature ceramic GU5.3 bi-pin with 250°C silicone lead wires

WIRING: Black 3 foot 18/2 zip cord from base of fixture (12v. only)

For 25 foot 16/2 fixture lead wire add **-25F** to catalog number.


CONNECTION: FA-05 Quick Connector (not supplied) from fixture to main cable (12/2, 10/2 or 8/2 only)

FINISH:

Fixture Assembly: Unfinished brass; optional finishes available

Aluminum Lens Holder: Black texture polyester powder coat; optional finishes available

Brass Lens Holder: Unfinished brass; optional finishes available



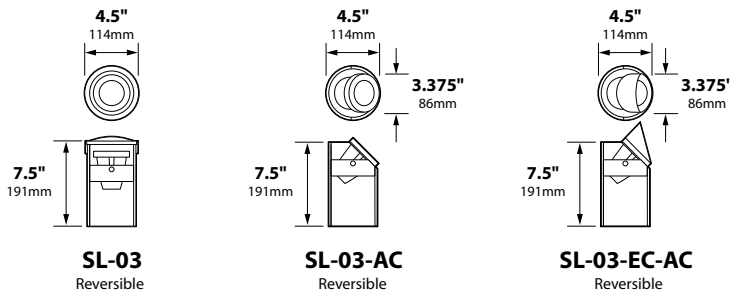
SL-03

SL-03-AC

SL-03-ECAC

ORDERING INFORMATION

CATALOG NO.	DESCRIPTION	LAMP SUPPLIED	SHIP WEIGHT
SL-03-BLT	Well Light, Aluminum Fixture & Lens Holder	20w MR16 FL(BAB)	3.0 lbs.
SL-03-BRS	Well Light, Brass Fixture & Lens Holder	20w MR16 FL(BAB)	4.0 lbs.
SL-03-AC-BLT	Well Light, Angle Cut, Aluminum Fixture	20w MR16 FL(BAB)	3.0 lbs.
SL-03-AC-BRS	Well Light, Angle Cut, Brass Fixture	20w MR16 FL(BAB)	4.0 lbs.
SL-03-ECAC-BRS	Well Light, Angle Cut, Brass Fixture & Brass Angle Cap	20w MR16 FL(BAB)	4.0 lbs.



SL-03
Reversible

SL-03-AC
Reversible

SL-03-ECAC
Reversible

ACCESSORIES

RECOMMENDED ENHANCEMENTS FOR SL-03 SERIES ONLY:

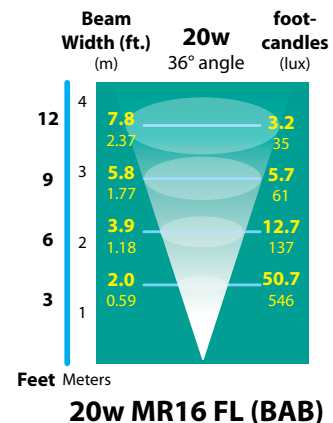
Not For SL-01-AC or SL-03-ECAC

FA-08-21	Round 1/8" Hex Cell Louver
FA-11-BLUE	Blue Tempered Glass Lens
FA-11-GREEN	Green Tempered Glass Lens
FA-15	Clear Tempered Convex Glass Lens
FA-16-BLUE	Blue Tempered Convex Glass Lens
FA-16-GREEN	Green Tempered Convex Glass Lens
FA-17-CLEAR	Tempered Glass Lens and Cast Aluminum Holder Set
FA-17-BLUE	Blue Tempered Glass Lens and Cast Aluminum Holder Set
FA-17-GREEN	Green Tempered Glass Lens and Cast Aluminum Holder Set
FA-17-BRS-CLEAR	Clear Tempered Glass Lens and Cast Brass Holder Set
FA-17-BRS-BLUE	Blue Tempered Glass Lens and Cast Brass Holder Set
FA-17-BRS-GREEN	Green Tempered Glass Lens and Cast Brass Holder Set
FA-17-HOLDER-BLT	Cast Aluminum Lens Holder only (black texture)
FA-17-HOLDER-BRS	Cast Brass Lens Holder only
FA-19-BLT	Cast Aluminum Grate with set screws (black texture)
FA-19-BRS	Cast Brass Grate with set screws

FSA-00

Powder Coat Finishes	Black Texture (Standard)	Antique Verde	Bronze Texture	Camel	White Texture	Hunter Texture	Rust	Weathered Iron	Weathered Brown	Stucco	Rubbed Verde	Chrome Powder	Terra Cotta
Ordering Code	-BLT	-ATV	-BRT	-CAM	-WTX	-HTX	-RST	-WIR	-WBR	-STU	-RBV	-CPR	-TRC

LIGHT DISTRIBUTIONS AND PHOTOMETRICS



20w MR16 FL (BAB)

JOB INFORMATION

Type: _____ Date: _____

Job Name: _____

Cat. No.: _____

Lamp(s): _____

Specifier: _____

Contractor: _____

Notes: _____

FOCUS INDUSTRIES INC.
25301 COMMERCENTRE DRIVE
LAKE FOREST, CA 92630

www.focusindustries.com
sales@focusindustries.com
(949) 830-1350 • FAX (949) 830-3390