



COMMERCIAL STEP LIGHT SL-30 12 VOLT SERIES



TYPE

SPECIFICATIONS

CONSTRUCTION:

FACE PLATE: Cast aluminum or brass
 BACK BOX: Aluminum models- Cast aluminum powder coated high reflective white
 Brass models- Unfinished cast brass

LENS: High impact white acrylic

LENS -MR16 MODELS: Linear spread glass lens

GASKET: Black neosponge closed cell; .190" thickness

LAMP SUPPLIED: 18w S8 #1141; 1200 hours average rating (25w max.)

LAMP SUPPLIED MR16 MODELS: 20 watt MR16 FL(BAB); 5000 hours rating (35w max.)

LAMP OPTIONS: We recommend 10,000 hours average rating Xenon (-X) or Halogen (-H) or 2.2w 50,000 hours average rating OMNI-2 LED (-LED2)

LAMP OPTIONS MR16 MODELS: We recommend 20w MR16 ULTRA 10,000 hours average rating or 4w ARROW LED 50,000 average rating

SOCKET: Single contact bayonet, brass nickel plated lamp socket screw shell (Ba15s) with 200°C silicone lead wires

SOCKET MR16 MODELS: High temp ceramic GU5.3 bi-pin with 250°C silicone lead wires

WIRING: Black 3 foot 18/2 zip cord (12v only)

For 25 foot 16/2 fixture lead wire add -25F to catalog number.

CONNECTION: FA-05 Quick Connector (not supplied) from fixture to main cable (12/2, 10/2 or 8/2 only)

FINISH: Aluminum - Black texture polyester powder coat. Optional finishes available
 Brass - Unfinished. Optional finishes available

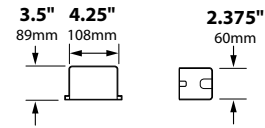
NOTE: 1/2" end holes for feed through available. Specify at time of order.



SL-30-BRS

ORDERING INFORMATION

CATALOG NO.	DESCRIPTION	LAMP	SHIP WEIGHT
SL-30-BLT	Cast Aluminum 1 Louver Step Light	18w S8 #1141	2.0 lbs.
SL-30-BRS	Cast Brass 1 Louver Step Light	18w S8 #1141	4.0 lbs.
SL-30-MR16-BLT	Cast Aluminum 1 Louver Step Light	20w MR16 FL(BAB)	2.0 lbs.
SL-30-MR16-BRS	Cast Brass 1 Louver Step Light	20w MR16 FL(BAB)	4.0 lbs.

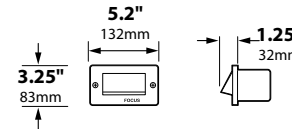


SL-30 Back Box

1/2" to 3/4" conduit fitting back holes and end holes available for feed through

FACE PLATE ONLY

CATALOG NO.	DESCRIPTION
FA-140-BLT	12v Cast Aluminum 4 Louver Face Plate, White Acrylic Lens
FA-140-BRS	12v Cast Brass 4 Louver Face Plate, White Acrylic Lens
FA-140-MR16-BLT	12v Cast Aluminum Lensed Face Plate, Linear Spread Glass
FA-140-MR16-BRS	12v Cast Brass Lensed Face Plate, Linear Spread Glass



BACK BOX/SOCKET/LAMP ONLY

CATALOG NO.	DESCRIPTION	LAMP
FA-65	Cast Aluminum back box with lamp and socket	2x 18w S8 #1141
FA-65-H	Cast Aluminum back box with lamp and socket	2x 20w halogen SC
FA-65-X	Cast Aluminum back box with lamp and socket	2x 20w xenon SC
FA-65-MR16	Cast Aluminum back box with lamp and socket	20w MR16 FL(BAB)
FA-65-NL	Cast Aluminum back box with socket	None, 2 x Ba15s sockets
FA-65-BRS	Cast Brass back box with lamp and socket	2x 18w S8 #1141
FA-65-H-BRS	Cast Brass back box with lamp and socket	2x 20w halogen SC
FA-65-X-BRS	Cast Brass back box with lamp and socket	2x 20w xenon SC
FA-65-MR16-BRS	Cast Brass back box with lamp and socket	20w MR16 FL(BAB)
FA-65-NL-BRS	Cast Brass back box with socket	None, 2 x Ba15s sockets



JOB INFORMATION

Type: _____ Date: _____

Job Name: _____

Cat. No.: _____

Lamp(s): _____

Specifier: _____

Contractor: _____

Notes: _____

FOCUS INDUSTRIES INC. 25301 COMMERCENTRE DRIVE LAKE FOREST, CA 92630
 www.focusindustries.com sales@focusindustries.com (949) 830-1350 • FAX (949) 830-3390

Black Texture (Standard)	Antique Verde	Bronze Texture	Camel	White Texture	Hunter Texture	Rust	Weathered Iron	Weathered Brown	Stucco	Rubbed Verde	Chrome Powder	Terra Cotta	Acid Rust	Acid Verde	Black Acid Treatment
-BLT	-ATV	-BRT	-CAM	-WTX	-HTX	-RST	-WIR	-WBR	-STU	-RBV	-CPR	-TRC	-BAR/CAR	-BAV/CAV	-BAT



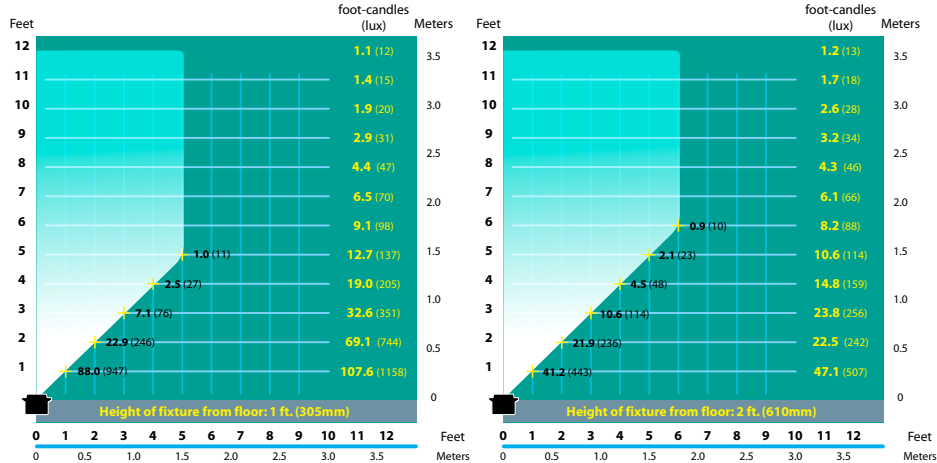
COMMERCIAL STEP LIGHT SL-30 12 VOLT SERIES



TYPE



LIGHTING DISTRIBUTIONS AND PHOTOMETRICS



SL-30 Half Spread Photometrics

SL-30 Half Spread Photometrics

Black Texture (Standard)	Antique Verde	Bronze Texture	Camel	White Texture	Hunter Texture	Rust	Weathered Iron	Weathered Brown	Stucco	Rubbed Verde	Chrome Powder	Terra Cotta	Acid Rust	Acid Verde	Black Acid Treatment
-BLT	-ATV	-BRT	-CAM	-WTX	-HTX	-RST	-WIR	-WBR	-STU	-RBV	-CPR	-TRC	-BAR/CAR	-BAV/CAV	-BAT