

SPECIALTY LIGHTS

Surface Step Lights – 12 volt/120 volt





SL-07-CAM
18w Lamp (25w max.)
Cast Aluminum

SL-07, SL-07-BRS SURFACE DOME STEP LIGHT SPECIFICATIONS:

Construction–SL-07: Cast aluminum; SL-07-BRS: Cast brass

Lens: Sand-blasted tempered glass

Lamp: 18 watt S-8 #1141; 1200 hours average (25 watt max.)

Socket: Single contact bayonet; Ba15s brass nickel plated screw shell and stainless steel spring; ceramic contact with 200° C silicone lead wires

Wiring: Black 5 foot 18/2 zip cord (12v. only)

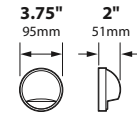
Connection: FA-05 Quick Connector (not supplied) from fixture to main cable (12/2, 10/2 or 8/2 only)

Finish–SL-07: Black texture polyester powder coat; SL-07-BRS: Unfinished brass
Optional finishes available; page 8

RECOMMENDED ENHANCEMENTS:

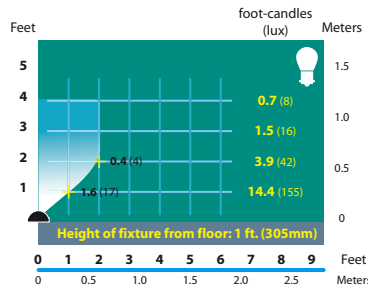
12v. Lamp Options: See page 143 groups A, B, D

120v. Lamp Options: See page 148 group N

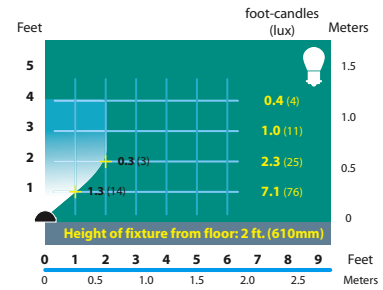


Catalog Number	Description	Material
SL-07	Dome Step Light	Aluminum
SL-07-BRS	Dome Step Light	Brass

SL-07



SL-07 Half Spread Photometrics



SL-07 Half Spread Photometrics



SL-07-BAR
18w Lamp (25w max.)
Solid Brass

12v. fixtures: 25 foot 16/2 fixture lead wire available; add -25F to catalog number. For use with Focus CPC or hub supplied by others.



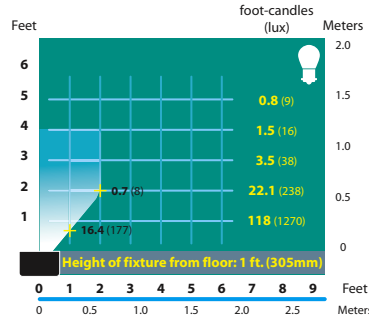
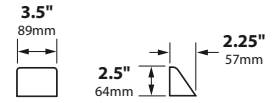
SL-18-BAR
18w Lamp (25w max.)
Solid Brass

Catalog Number	Description	Material
SL-18	Surface Step Deck Light	Aluminum
SL-18-BRS	Surface Step Deck Light	Brass

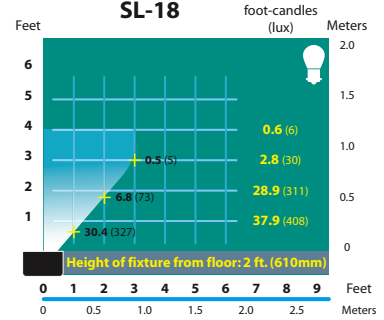
SL-18, SL-18-BRS SURFACE STEP DECK LIGHT SPECIFICATIONS:

Construction–SL-18: Cast aluminum; SL-18-BRS: Cast brass
Lamp: 18 watt S-8 #1141; 1200 hours average (25 watt max.)
Socket: Single contact bayonet; (Ba15s) brass nickel plated screw shell and spring; ceramic contact with 200° silicone lead wires
Wiring: Black 5 foot 18/2 zip cord (12v. only)
Connection: FA-05 Quick Connector (not supplied) from fixture to main cable (12/2, 10/2 or 8/2 only)
Finish–SL-18: Black texture polyester powder coat; SL-18-BRS: Unfinished brass –optional finishes available; page 8

RECOMMENDED ENHANCEMENTS:
12v. Lamp Options: See page 143 groups A, B, D
120v. Lamp Options: See page 148 group N



SL-18 Half Spread Photometrics



SL-18 Half Spread Photometrics

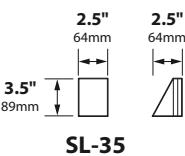


SL-18-BRT
18w Lamp (25w max.)
Cast Aluminum

SL-35-BRS, SL-35-COP SURFACE STEP LIGHT SPECIFICATIONS:

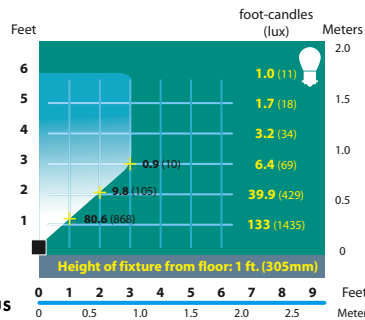
Construction–SL-35-BRS: Stamped brass; SL-35-COP: Stamped copper
Lamp: 18 watt S-8 #1141; 1200 hours average (25 watt max.)
Socket: Single contact bayonet; (Ba15s) brass nickel plated screw shell and spring; ceramic contact with 200° silicone lead wires
Wiring: Black 5 foot 18/2 zip cord (12v. only)
Connection: FA-05 Quick Connector (not supplied) from fixture to main cable (12/2, 10/2 or 8/2 only)
Finish–SL-18: SL-35-BRS: Unfinished brass; SL-35-COP: Unfinished copper –optional finishes available; page 8

RECOMMENDED ENHANCEMENTS:
12v. Lamp Options: See page 143 groups A, B, D

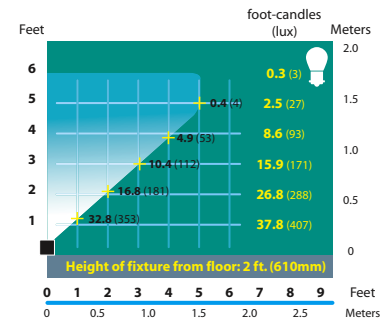


SL-35-BRS
18w Lamp (25w max.)
Solid Brass

Catalog Number	Description	Material
SL-35-BRS	Surface Step Deck Light	Brass
SL-35-COP	Surface Step Deck Light	Copper



SL-35 Half Spread Photometrics



SL-35 Half Spread Photometrics

12v. fixtures: 25 foot 16/2 fixture lead wire available; add -25F to catalog number. For use with Focus CPC or hub supplied by others.