



DIRECTIONAL LIGHTS DL-03 SERIES

TYPE

SPECIFICATIONS

CONSTRUCTION: Cast aluminum or cast brass Bullet; matching cast aluminum or brass adjustable swivel

LAMP SUPPLIED: See ordering information below for PAR36 lamp model
4000 hours average rating (50w max.)

LAMP OPTIONS: We recommend 10w ARROW PAR36 LED; 50,000 hours average rating

SOCKET: None, PAR36 lamp supplies connection via 1/4" quick connect or stud terminal

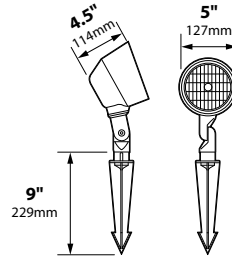
WIRING: Black 3 foot 18/2 zip cord from base of fixture (12v only)

For 25 foot 16/2 fixture lead wire add -25F to catalog number.

CONNECTION: FA-05 Quick Connector (not supplied) from fixture to main cable
(12/2, 10/2 or 8/2 only)

MOUNTING: FA-03 black 9" ABS stake threaded 1/2" NPS

FINISH: Aluminum-Black texture polyester powder coat. Optional finishes available
Brass-Unfinished brass. Optional finishes available



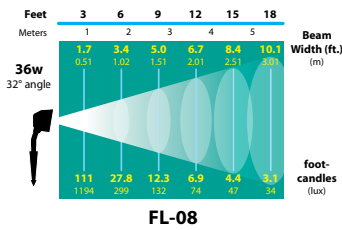
**DL-03-
P3640BLT**
mounted on
FA-24-BRS

ORDERING INFORMATION

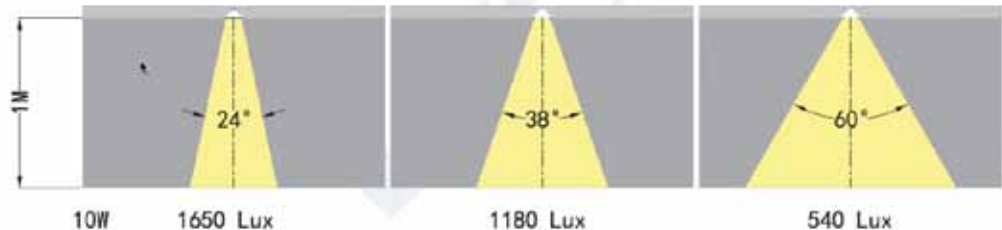
CATALOG NO.	DESCRIPTION	LAMP	EST. SHIP. WEIGHT
DL-03	5" aluminum Bullet	36w PAR36 (QWFL)	2.0 lbs.
DL-03-BRS	5" brass Bullet	36w PAR36 (QWFL)	3.0 lbs.
DL-03-4414	5" aluminum Bullet	18w PAR36 (MFL)	2.0 lbs.
DL-03-4414-BRS	5" brass Bullet	18w PAR36 (MFL)	3.0 lbs.
DL-03-VWFL	5" aluminum Bullet	25w PAR36 (VWFL)	2.0 lbs.
DL-03-VWFL-BRS	5" brass Bullet	25w PAR36 (VWFL)	3.0 lbs.
DL-03-P3624	5" aluminum Bullet	10w PAR36 LED (24°)	2.0 lbs.
DL-03-P3624	5" brass Bullet	10w PAR36 LED (24°)	3.0 lbs.
DL-03-P3640	5" aluminum Bullet	10w PAR36 LED (40°)	2.0 lbs.
DL-03-P3640	5" brass Bullet	10w PAR36 LED (40°)	3.0 lbs.
DL-03-P3660	5" aluminum Bullet	10w PAR36 LED (60°)	2.0 lbs.
DL-03-P3660	5" brass Bullet	10w PAR36 LED (60°)	3.0 lbs.



LIGHT DISTRIBUTIONS AND PHOTOMETRICS



FL-08



10W 1650 Lux

FL-LED-PAR36-1024

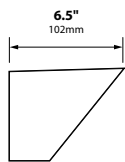
1180 Lux

FL-LED-PAR36-1040

540 Lux

FL-LED-PAR36-1060

BEAM/GLARE CONTROL ACCESSORIES



FA-113 Extra-Long 6" Shield

JOB INFORMATION

Type: _____ Date: _____

Job Name: _____

Cat. No.: _____

Lamp(s): _____

Specifier: _____

Contractor: _____

Notes: _____

FOCUS INDUSTRIES INC.
25301 COMMERCENTRE DRIVE
LAKE FOREST, CA 92630

www.focusindustries.com
sales@focusindustries.com
(949) 830-1350 • FAX (949) 830-3390

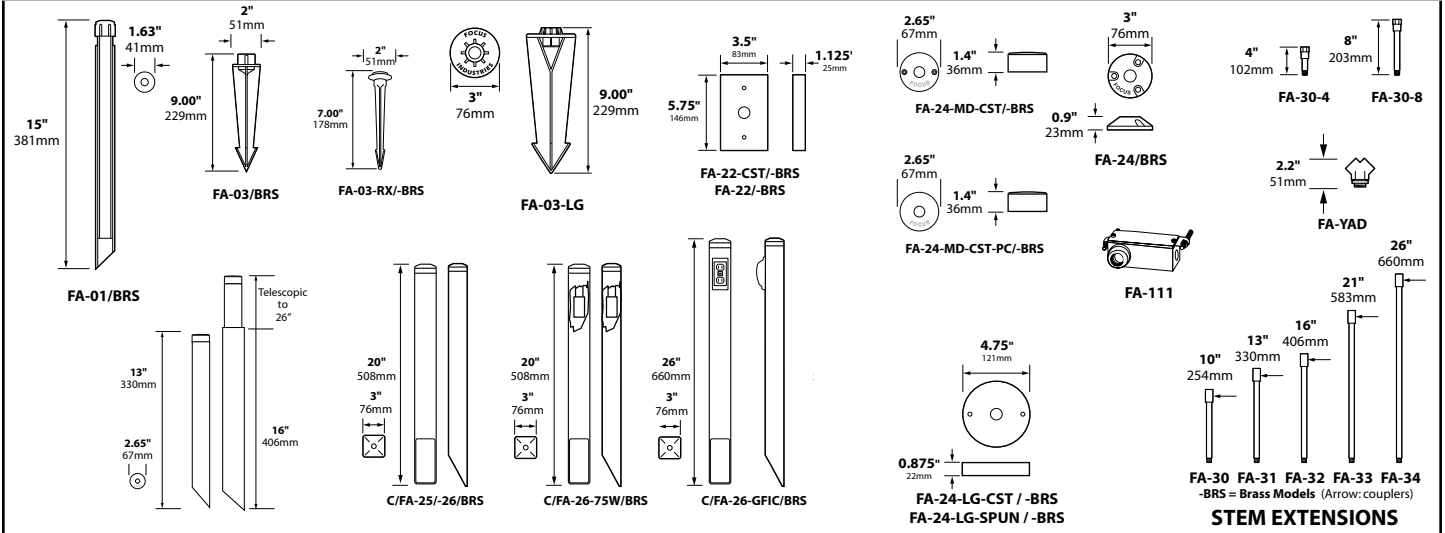
Black Texture (Standard)	Antique Verde	Bronze Texture	Camel	White Texture	Hunter Texture	Rust	Weathered Iron	Weathered Brown	Stucco	Rubbed Verde	Chrome Powder	Acid Rust	Acid Verde	Black Acid Treatment
-BLT	-ATV	-BRT	-CAM	-WTX	-HTX	-RST	-WIR	-WBR	-STU	-RBV	-CPR	-BAR/CAR	-BAV/CAV	-BAT



DIRECTIONAL LIGHTS DL-03 SERIES

TYPE

MOUNTING ACCESSORIES



STEM EXTENSIONS

JOB INFORMATION	
Type:	Date:
Job Name:	
Cat. No.:	
Lamp(s):	
Specifier:	
Contractor:	
Notes:	
FOCUS INDUSTRIES INC. 25301 COMMERCENTRE DRIVE LAKE FOREST, CA 92630	
www.focusindustries.com sales@focusindustries.com (949) 830-1350 • FAX (949) 830-3390	

Black Texture (Standard)	Antique Verde	Bronze Texture	Camel	White Texture	Hunter Texture	Rust	Weathered Iron	Weathered Brown	Stucco	Rubbed Verde	Chrome Powder	Acid Rust	Acid Verde	Black Acid Treatment
-BLT	-ATV	-BRT	-CAM	-WTX	-HTX	-RST	-WIR	-WBR	-STU	-RBV	-CPR	-BAR/CAR	-BAV/CAV	-BAT