



PENDENT LIGHTS RXS-10-NL SERIES



TYPE



SPECIFICATIONS

CONSTRUCTION:

ALUMINUM: Aluminum tube shield bullet with matching extruded aluminum stem; includes cast FA-24-LGCST aluminum canopy

BRASS: Brass tube shield bullet with matching extruded brass stem; includes cast FA-24-LGCST brass canopy

COPPER: Copper tube shield bullet with matching extruded copper stem; includes cast FA-24-LGCST brass canopy

LENS: High impact clear tempered flat glass

O-RING: High temperature red silicone

LAMP SUPPLIED: None (50w max); Use only outdoor rated PAR20 lamps

SOCKET: High temperature ceramic medium base with 250° C silicone lead wires

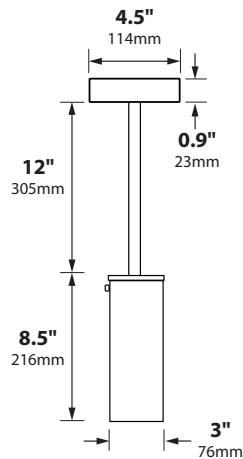
WIRING: Standard 120 volt Black, White and Ground 9" lead wires

MOUNTING: FA-24-LGCST canopy with mounting hardware supplied

FINISH: Aluminum - Black texture polyester powder coat, optional finishes available
Brass and Copper - Unfinished, optional finishes available

ORDERING INFORMATION

CATALOG NO.	DESCRIPTION	LAMP	SHIP WEIGHT
RXS-10-NL-BLT	Aluminum PAR20 Pendant Light	None	4.0 lbs.
RXS-10-NL-BRS	Brass PAR20 Pendant Light	None	6.0 lbs.
RXS-10-NL-COP	Copper PAR20 Pendant Light	None	5.0 lbs.



RXS-10-NL-WTX

BEAM/GLARE CONTROL ACCESSORIES

FA-08-06	Round 1/4" Hex Cell Louver
FA-10-20-BLUE	Blue Tempered Glass Lens
FA-10-20-GREEN	Green Tempered Glass Lens
FA-98-20	Linear Spread Tempered Glass Lens
FA-104-20	Wide Spread Tempered Glass Lens Softener



JOB INFORMATION	
Type:	Date:
Job Name:	
Cat.No.:	
Lamp(s):	
Specifier:	
Contractor:	
Notes:	
FOCUS INDUSTRIES INC.® 25301 COMMERCENTRE DRIVE LAKE FOREST, CA 92630	
www.focusindustries.com sales@focusindustries.com (949) 830-1350 • FAX (949) 830-3390	

Black Texture (Standard)	Antique Verde	Bronze Texture	Camel	White Texture	Hunter Texture	Rust	Weathered Iron	Weathered Brown	Stucco	Rubbed Verde	Chrome Powder	Acid Rust	Acid Verde	Black Acid Treatment
-BLT	-ATV	-BRT	-CAM	-WTX	-HTX	-RST	-WIR	-WBR	-STU	-RBV	-CPR	-BAR/CAR	-BAV/CAV	-BAT

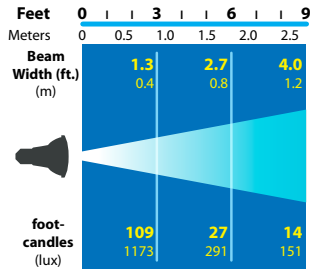


PENDENT LIGHTS RXS-10-NL SERIES

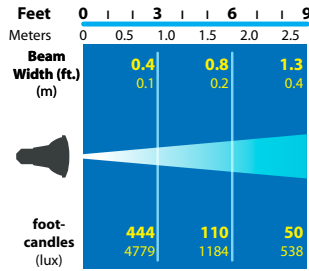


TYPE

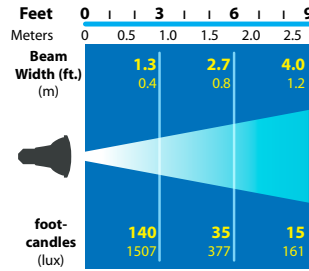
LIGHT DISTRIBUTIONS AND PHOTOMETRICS



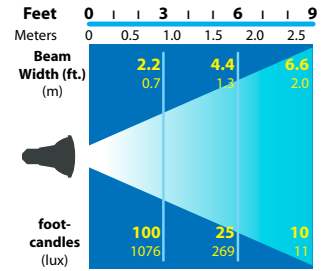
35w PAR20 Flood 30°



50w PAR20 Spot 10°



50w PAR20 Narrow Flood 30°



50w PAR20 Flood 40°

